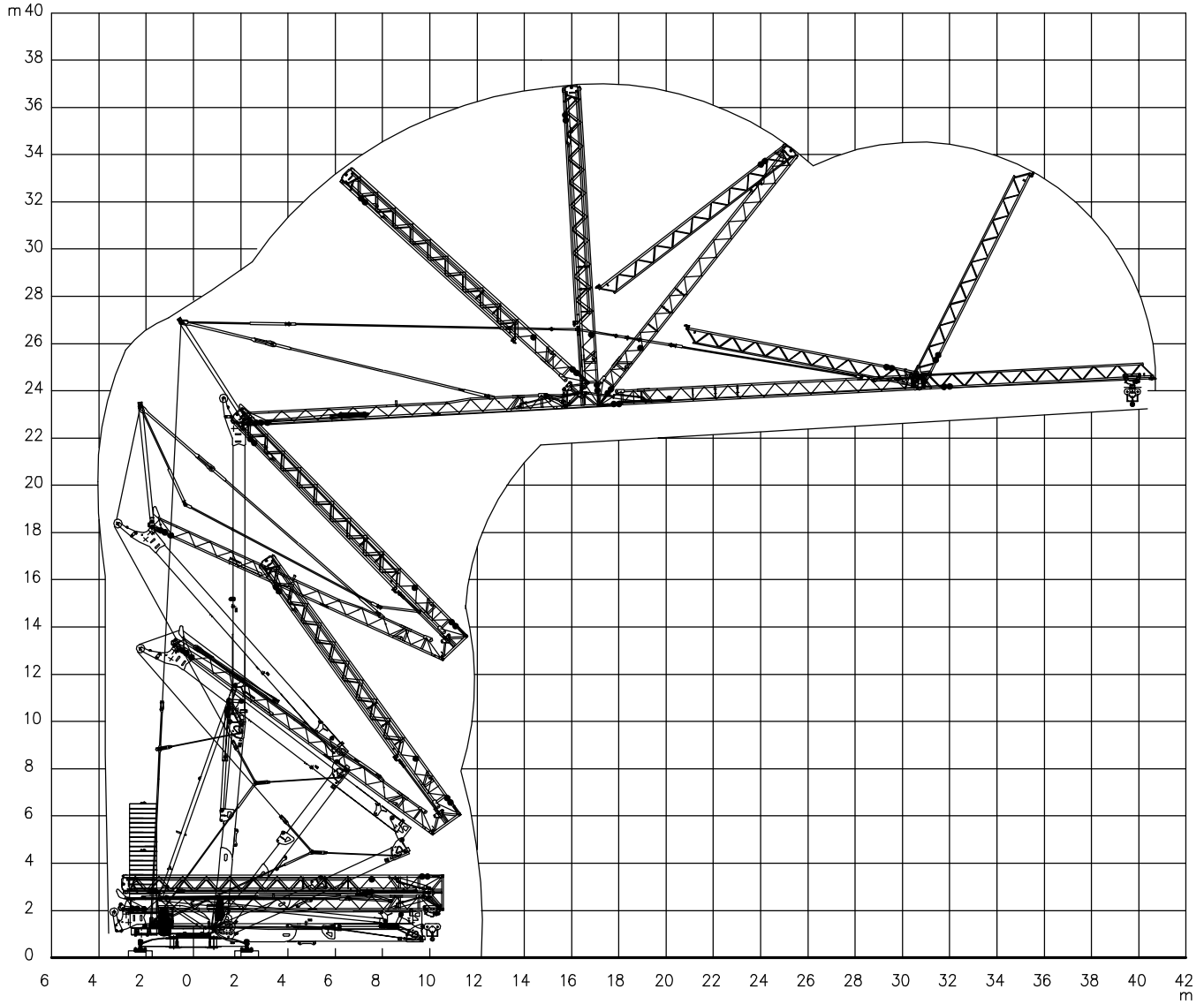
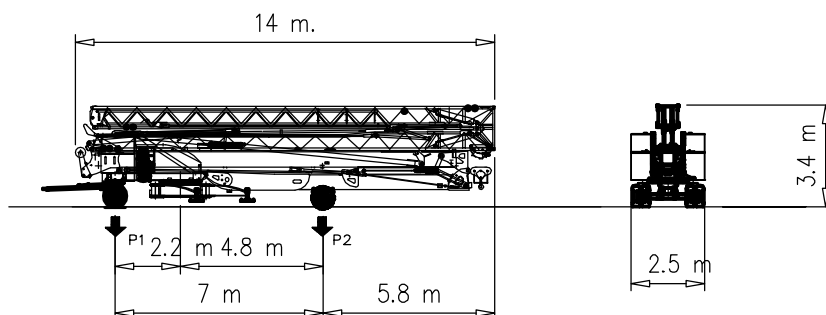


GRU A MONTAGGIO RAPIDO  
 GRUE A MONTAGE RAPIDE  
 GRUA DE RAPIDO MONTAJE  
 GRUA DE MONTAGEM RAPIDA  
 QUICK SELFERECTING CRANE  
 HYDRAULISCHER SCHNELLMONTAGEKRAN

Montaggio – Montage – Erection – Montage – Montaje – Montagem



Trasporto – Transport – Transport – Transport – Transporte

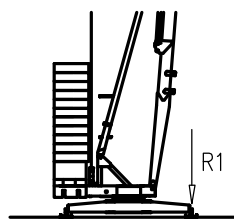


P1	kg	10050
P2	kg	12630
Ptot	kg	22680

Curve di carico – Courbes de charges – Load diagrams – LastKurven – Curvas de cargas

	<table border="1"> <tr> <td>3</td> <td>20</td> <td>40</td> <td>m</td> <td>OP</td> <td>3</td> <td>20</td> <td>40</td> <td>m</td> </tr> <tr> <td>800</td> <td>800</td> <td>800</td> <td>kg</td> <td></td> <td>1000</td> <td>1000</td> <td>1000</td> <td>kg</td> </tr> </table>	3	20	40	m	OP	3	20	40	m	800	800	800	kg		1000	1000	1000	kg																																								
3	20	40	m	OP	3	20	40	m																																																			
800	800	800	kg		1000	1000	1000	kg																																																			
	<table border="1"> <tr> <td>11,1</td> <td>12</td> <td>14</td> <td>16</td> <td>18</td> <td>20</td> <td>22</td> <td>24</td> <td>26</td> <td>28</td> <td>30</td> <td>32</td> <td>34</td> <td>36</td> <td>38</td> <td>40</td> <td>m</td> </tr> <tr> <td>5000</td> <td>4540</td> <td>3730</td> <td>3150</td> <td>2720</td> <td>2390</td> <td>2120</td> <td>1910</td> <td>1730</td> <td>1570</td> <td>1440</td> <td>1330</td> <td>1230</td> <td>1150</td> <td>1070</td> <td>1000</td> <td>kg</td> </tr> </table> <table border="1"> <tr> <td>12</td> <td>12</td> <td>14</td> <td>16</td> <td>18</td> <td>20</td> <td>22</td> <td>24</td> <td>26</td> <td>28</td> <td>29.6</td> <td>m</td> </tr> <tr> <td>5000</td> <td>4980</td> <td>4100</td> <td>3460</td> <td>3000</td> <td>2630</td> <td>2340</td> <td>2100</td> <td>1910</td> <td>1740</td> <td>1600</td> <td>kg</td> </tr> </table>	11,1	12	14	16	18	20	22	24	26	28	30	32	34	36	38	40	m	5000	4540	3730	3150	2720	2390	2120	1910	1730	1570	1440	1330	1230	1150	1070	1000	kg	12	12	14	16	18	20	22	24	26	28	29.6	m	5000	4980	4100	3460	3000	2630	2340	2100	1910	1740	1600	kg
11,1	12	14	16	18	20	22	24	26	28	30	32	34	36	38	40	m																																											
5000	4540	3730	3150	2720	2390	2120	1910	1730	1570	1440	1330	1230	1150	1070	1000	kg																																											
12	12	14	16	18	20	22	24	26	28	29.6	m																																																
5000	4980	4100	3460	3000	2630	2340	2100	1910	1740	1600	kg																																																
	<table border="1"> <tr> <td>20,1</td> <td>22</td> <td>24</td> <td>26</td> <td>28</td> <td>30</td> <td>32</td> <td>34</td> <td>36</td> <td>38</td> <td>40</td> <td>m</td> </tr> <tr> <td>2500</td> <td>2250</td> <td>2030</td> <td>1840</td> <td>1690</td> <td>1550</td> <td>1440</td> <td>1340</td> <td>1250</td> <td>1170</td> <td>1100</td> <td>kg</td> </tr> </table> <table border="1"> <tr> <td>21,7</td> <td>22</td> <td>24</td> <td>26</td> <td>28</td> <td>29.6</td> <td>m</td> </tr> <tr> <td>2500</td> <td>2450</td> <td>2210</td> <td>2010</td> <td>1840</td> <td>1700</td> <td>kg</td> </tr> </table>	20,1	22	24	26	28	30	32	34	36	38	40	m	2500	2250	2030	1840	1690	1550	1440	1340	1250	1170	1100	kg	21,7	22	24	26	28	29.6	m	2500	2450	2210	2010	1840	1700	kg																				
20,1	22	24	26	28	30	32	34	36	38	40	m																																																
2500	2250	2030	1840	1690	1550	1440	1340	1250	1170	1100	kg																																																
21,7	22	24	26	28	29.6	m																																																					
2500	2450	2210	2010	1840	1700	kg																																																					
	<table border="1"> <tr> <td>17,3</td> <td>18</td> <td>20</td> <td>22</td> <td>24</td> <td>26</td> <td>28</td> <td>30</td> <td>32</td> <td>34</td> <td>36</td> <td>38</td> <td>40</td> <td>m</td> </tr> <tr> <td>3000</td> <td>2860</td> <td>2520</td> <td>2250</td> <td>2030</td> <td>1840</td> <td>1690</td> <td>1550</td> <td>1440</td> <td>1340</td> <td>1250</td> <td>1170</td> <td>1100</td> <td>kg</td> </tr> </table> <table border="1"> <tr> <td>18,6</td> <td>20</td> <td>22</td> <td>24</td> <td>26</td> <td>28</td> <td>29.6</td> <td>m</td> </tr> <tr> <td>3000</td> <td>2750</td> <td>2450</td> <td>2210</td> <td>2010</td> <td>1840</td> <td>1700</td> <td>kg</td> </tr> </table>	17,3	18	20	22	24	26	28	30	32	34	36	38	40	m	3000	2860	2520	2250	2030	1840	1690	1550	1440	1340	1250	1170	1100	kg	18,6	20	22	24	26	28	29.6	m	3000	2750	2450	2210	2010	1840	1700	kg														
17,3	18	20	22	24	26	28	30	32	34	36	38	40	m																																														
3000	2860	2520	2250	2030	1840	1690	1550	1440	1340	1250	1170	1100	kg																																														
18,6	20	22	24	26	28	29.6	m																																																				
3000	2750	2450	2210	2010	1840	1700	kg																																																				
	<table border="1"> <tr> <td>3</td> <td>14</td> <td>m</td> </tr> <tr> <td>4000</td> <td>4000</td> <td>kg</td> </tr> </table>	3	14	m	4000	4000	kg		<table border="1"> <tr> <td>3</td> <td>14</td> <td>m</td> </tr> <tr> <td>3000</td> <td>3000</td> <td>kg</td> </tr> </table>	3	14	m	3000	3000	kg																																												
3	14	m																																																									
4000	4000	kg																																																									
3	14	m																																																									
3000	3000	kg																																																									

Reazioni – Reactions – Réactions – Eckdrücke – Reacciones – Reacções



R1 ● 29 t ■ 22 t

▲ 15.5 t ○ 30.6 t

- |                               |                                       |                                      |
|-------------------------------|---------------------------------------|--------------------------------------|
| ● Reazioni in servizio        | ● Reactions in service                | ● Réactions en service               |
| ■ Reazioni fuori servizio     | ■ Reactions out of service            | ■ Réactions hors service             |
| ▲ Peso della gru senza assali | ▲ Dead weight without transport axles | ▲ Poids de construction sans essieux |
| ○ Peso zavorra rotante        | ○ Ballast weight                      | ○ Poids du lest                      |
- 
- |  |  |   |
|--|--|---|
| ● Reaktionskräfte in betrieb               | ● Reacciones en servicio                 | ● Em serviço                              |
| ■ Reaktionskräfte außer betrieb            | ■ Reacciones fuera de servicio           | ■ Fora de serviço                         |
| ▲ Konstruktionsgewicht ohne transportachse | ▲ Peso de la grua sin tren de transporte | ▲ Peso de la grua sem carro de transporte |
| ○ Ballastgewicht                           | ○ Peso de lastre                         | ○ Peso de lastre rotativo                 |

Meccanismi – Mechanisms – Mécanismes – Antriebe – Mecanismos

Sollevamento V12.40 Hoisting Levage Heben Elevaciòn Elevaçao			1a	4 m/min	2500 kg	9 kW
			2a	18 m/min	2500 kg	
			3a	40 m/min	1000 kg	
			1a	2 m/min	5000 kg	
			2a	9 m/min	5000 kg	
			3a	20 m/min	2000 kg	
Sollevamento V15.45 Hoisting Levage Heben Elevaciòn Elevaçao			1a	4 m/min	3000 kg	11 kW
			2a	18 m/min	3000 kg	
			3a	25 m/min	2000 kg	
			4a	45 m/min	1000 kg	
Carrello Trolleying Distribution Katzfahren Distribuciòn Distribuiçao			1a	5 m/min	5000 kg	3 kW
			2a	17 m/min	5000 kg	
			3a	34 m/min	2500 kg	
Carrello Trolleying Distribution Katzfahren Distribuciòn Distribuiçao			1a	5 m/min	800 kg	3 kW
			2a	17 m/min	800 kg	
Carrello Trolleying Distribution Katzfahren Distribuciòn Distribuiçao			1a	5 m/min	800 kg	3 kW
			2a	17 m/min	800 kg	
Rotazione Slewing Orientation Schwenken Orientaciòn Rotaçao			1a	0 → 0.2	giri/min tr/min rp/min	4 kW
			2a	0 → 0.5		
			3a	0 → 0.8		

Rete elettrica – Réseau – Mains supply – Netzstrom – Red – Rede electrica	400V – 50 Hz
---	--------------

Potenza elettrica necessaria – Puissance électrique nécessaire Necessary electric power – Anschlusswert – Potencia electrica necesaria	V12.40 23 kVA V15.45 27 kVA
---	--------------------------------

FMgru s.r.l. via Emilia 11–29010 Pontenure PC ITALY tel. 0523/510446 ric.aut. fax 0523/510365 www.fmgru.com e-mail: info@fmgru.com	DIN 15018 2000/14/CE	
---	-------------------------	--



Documento commerciale non contrattuale  
Per tutte le informazioni tecniche riferirsi  
alle corrispondenti istruzioni

Unverbindliches Vertriebsdokument.  
Für technische Informationen, siehe die  
entsprechenden Anweisungen.

This commercial document is not legally  
binding. For any technical information, please  
refer to the corresponding instructions.

Documento comercial no contractual  
Para cualquier información técnica,  
ver la noticia correspondiente.

Code: 15ICA37B90A0			
Ed.	Data	Rev	Data
1	11.04.07	0	11.04.07